



# Facts and Figures

Academic Year 2007/2008

Prepared by

The Documentation Section

Department of Media and Public Relations

2008



## **Facts and Figures**

### **Academic Year 2007/2008**

**Prepared by**  
**The Documentation Section**  
**Department of Media and Public Relations**  
**2008**

## **Foreword**

It is a great pleasure for the Department of Media and Public Relations of the University of Jordan to place in your hands this booklet which is intended to present a quick glimpse about the University human and material resources in figures, tables, and charts. Figures pertaining to teaching and administrative staff, students, buildings, library, labs, workshops, and IT resources have all been highlighted in this booklet, in English.

We trust and hope that you would find the material helpful, illustrative and enlightening.

**Department of  
Media and Public Relations**

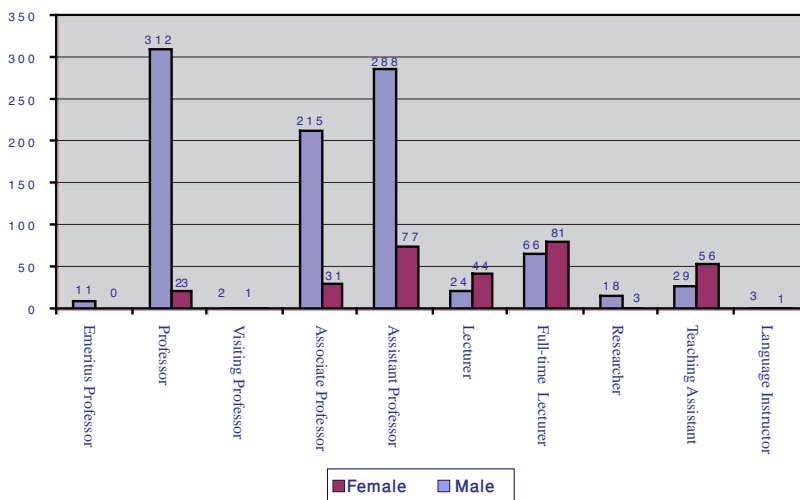
## Table of Contents

Subject	Page
Faculty Members According to Academic Rank.	5
Faculty Members According to Faculty.	6
Faculty Members According to Academic Qualifications.	7
Faculty Members According to Nationality.	8
Administrative Staff According to Academic Qualifications.	9
Graduate Students According to Faculty, Gender, and Academic Degree for the Academic Year 2007/2008.	10
Undergraduate Students According to Faculty and Gender for the Academic Year 2007/2008.	13
Foreign Students Across the Faculties Per Academic Degree and Gender for the Academic Year 2007/2008.	15
Grand Total of the Student Body According to Gender for the Academic Year 2007/2008.	16
The University Main Library Acquisitions.	17
Faculty Reading Halls Acquisitions.	19
PCs and Peripheries at the Computer Labs at Different Faculties / Locations on Campus.	20
University Campus Area.	21
Classrooms, Laboratories, Auditoriums at Each Faculty.	22
Classrooms, Laboratories, Auditoriums at Administration Building, Deanships, Centers and Classroom Complexes.	23

## Faculty Members According to Academic Rank

Academic Rank	Gender		Total
	Female	Male	
Emeritus Professor	0	11	11
Professor	23	312	335
Visiting Professor	1	2	3
Associate Professor	31	215	246
Assistant Professor	77	288	365
Lecturer	44	24	68
Full-time Lecturer	81	66	147
Researcher	3	18	21
Teaching Assistant	56	29	85
Language Instructor	1	3	4
<b>Total</b>	<b>317</b>	<b>968</b>	<b>1285</b>

### Faculty Members According to Academic Rank



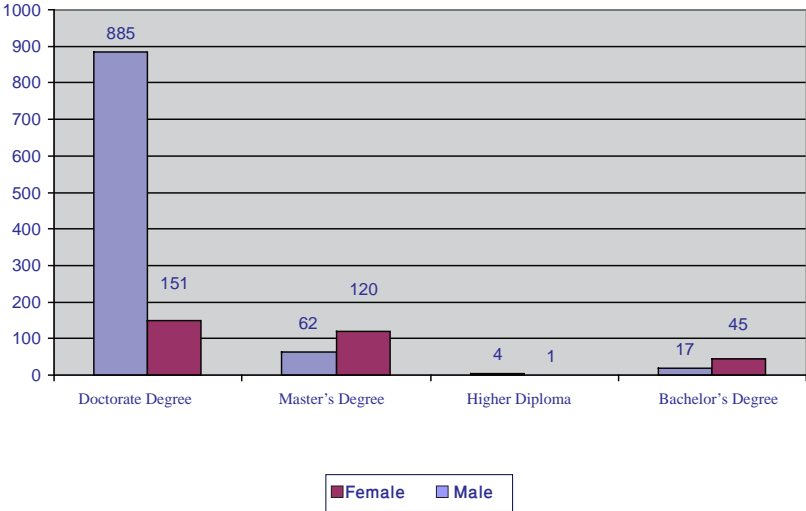
## Faculty Members According to Faculty

Faculty	Gender		Total
	Female	Male	
Arts	38	58	96
Business	13	52	65
Science	26	110	136
Shari'a (Islamic Studies)	9	59	68
Medicine	28	126	154
Agriculture	7	89	96
Nursing	33	13	46
Educational Sciences	18	66	84
Engineering and Technology	14	132	146
Law	3	28	31
Physical Education	6	26	32
Pharmacy	22	19	41
Dentistry	18	23	41
Graduate Studies	0	2	2
Humanities and Social Sciences	16	79	95
Rehabilitation Sciences	16	11	27
King Abdullah II School for Information Technology	14	29	43
Arts and Design	5	13	18
<b>Total</b>	<b>286</b>	<b>935</b>	<b>1221</b>

# Faculty Members According to Academic Qualifications

Academic Qualifications	Gender		Total
	Female	Male	
Doctorate Degree	151	885	1036
Master's Degree	120	62	182
Higher Diploma	1	4	5
Bachelor's Degree	45	17	62
<b>Total</b>	<b>317</b>	<b>968</b>	<b>1285</b>

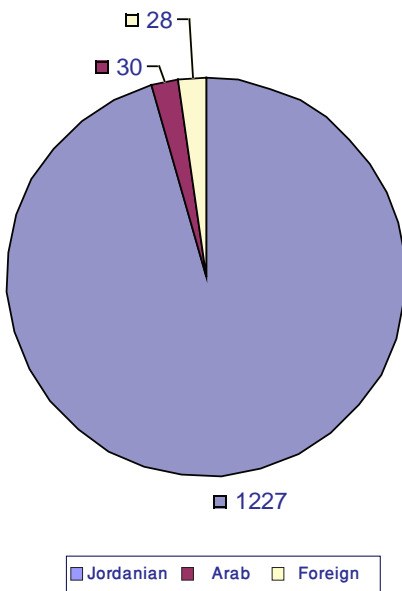
Faculty Members According to Academic Qualifications



## Faculty Members According to Nationality

Nationality	Gender		Total
	Female	Male	
Jordanian	296	931	1227
Arab	7	23	30
Foreign	14	14	28
<b>Total</b>	<b>317</b>	<b>968</b>	<b>1285</b>

**Faculty Members According to Nationality**





## Administrative Staff According to Academic Qualifications

Academic Qualifications	Gender		Total
	Female	Male	
Doctorate Degree	0	2	2
Master's Degree	27	40	67
Higher Diploma	9	9	18
Bachelor's Degree	277	284	561
Intermediate Diploma	188	241	429
Tawjihi (High School)	58	6	64
Less than Tawjihi (High School)	278	1151	1429
<b>Total</b>	<b>837</b>	<b>1733</b>	<b>2570</b>

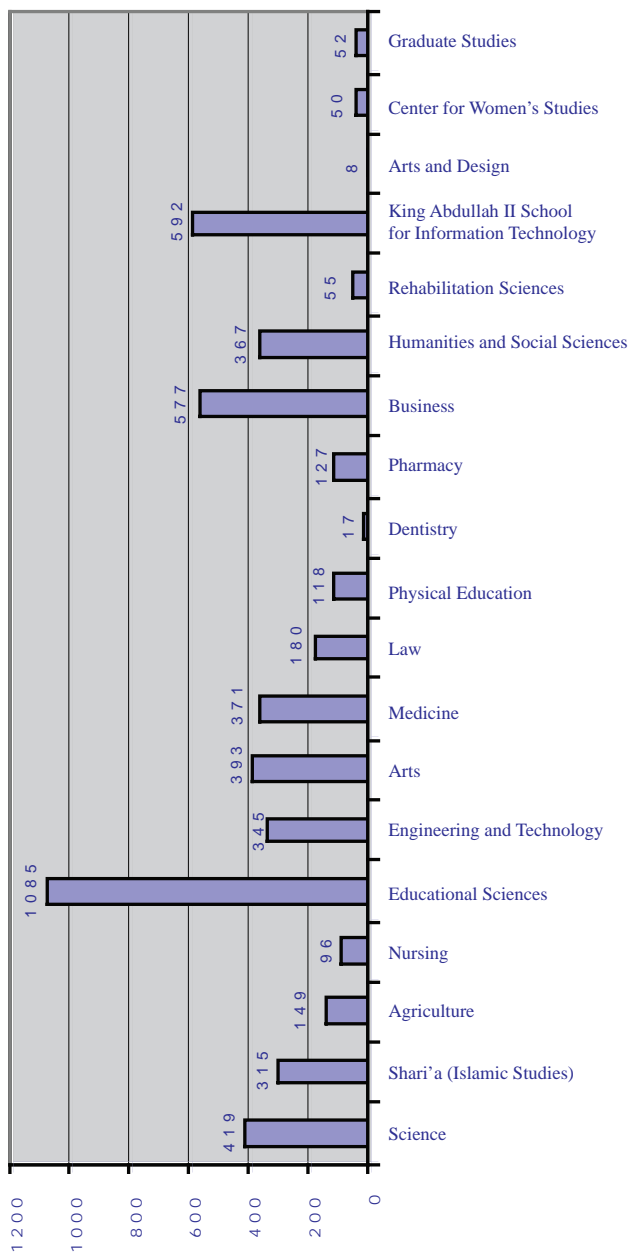
## Graduate Students According to Faculty, Gender, and Academic Degree for the Academic Year 2007/2008

Faculty	Gender	Professional Diploma	Higher Diploma	Master	Doctoral	Total
Science	Male	0	0	144	85	229
	Female	0	0	142	48	190
	<b>Total</b>	0	0	286	133	419
Shari'a (Islamic Studies)	Male	0	0	112	107	219
	Female	0	0	71	25	96
	<b>Total</b>	0	0	183	132	315
Agriculture	Male	0	0	41	24	65
	Female	0	0	64	20	84
	<b>Total</b>	0	0	105	44	149
Nursing	Male	0	0	43	12	55
	Female	0	0	29	12	41
	<b>Total</b>	0	0	72	24	96
Educational Sciences	Male	55	0	215	167	437
	Female	125	0	382	141	648
	<b>Total</b>	180	0	597	308	1085
Engineering and Technology	Male	0	0	208	15	223
	Female	0	0	117	5	122
	<b>Total</b>	0	0	325	20	345
Arts	Male	0	0	110	58	168
	Female	0	0	195	30	225
	<b>Total</b>	0	0	305	88	393
Medicine	Male	0	0	188	0	188
	Female	0	0	183	0	183
	<b>Total</b>	0	0	371	0	371
Law	Male	0	0	109	0	109
	Female	0	0	71	0	71
	<b>Total</b>	0	0	180	0	180

Physical Education	Male	0	0	33	45	78
	Female	0	0	28	12	40
	Total	0	0	61	57	118
Dentistry	Male	0	0	11	0	11
	Female	0	0	6	0	6
	Total	0	0	17	0	17
Pharmacy	Male	0	0	33	2	35
	Female	0	0	84	8	92
	Total	0	0	117	10	127
Business	Male	0	0	271	33	304
	Female	0	0	262	11	273
	Total	0	0	533	44	577
Humanities and Social Sciences	Male	0	0	118	65	183
	Female	0	0	146	38	184
	Total	0	0	264	103	367
Rehabilitation Sciences	Male	0	0	25	0	25
	Female	0	0	30	0	30
	Total	0	0	55	0	55
King Abdullah II School for Information Technology	Male	44	140	75	0	259
	Female	26	228	79	0	333
	Total	70	368	154	0	592
Arts and Design	Male	5	0	0	0	5
	Female	3	0	0	0	3
	Total	8	0	0	0	8
Center for Women's Studies	Male	0	0	4	0	4
	Female	0	0	46	0	46
	Total	0	0	50	0	50
Graduate Studies*	Male	0	0	18	0	18
	Female	0	0	34	0	34
	Total	0	0	52	0	52
<b>Grand Total</b>		258	368	3727	963	<b>5316</b>

\* Programs that Offered by the Faculty of Graduate Studies.

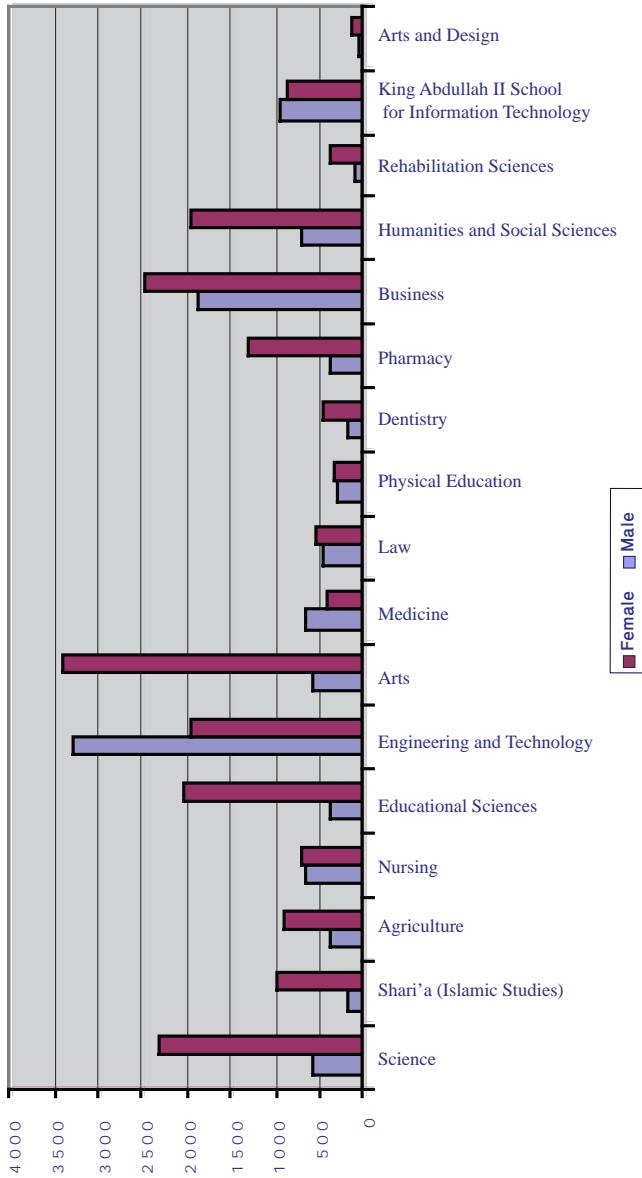
Graduate Students According to Faculty, Gender, and Academic Year 2007/2008



## Undergraduate Students According to Faculty and Gender for the Academic Year 2007/2008

Faculty	Female	Male	Total	Ratio
Science	2328	599	2927	8.77
Shari'a (Islamic Studies)	992	183	1175	3.52
Agriculture	922	407	1329	3.98
Nursing	737	684	1421	4.26
Educational Sciences	2035	375	2410	7.22
Engineering and Technology	1965	3289	5254	15.74
Arts	3412	610	4022	12.05
Medicine	421	695	1116	3.34
Law	563	481	1044	3.13
Physical Education	363	303	666	2.00
Dentistry	479	203	682	2.04
Pharmacy	1329	396	1725	5.17
Business	2488	1898	4386	13.15
Humanities and Social Sciences	1987	714	2701	8.09
Rehabilitation Sciences	377	128	505	1.52
King Abdullah II for Information Technology	868	941	1809	5.42
Arts and Design	146	55	201	0.6
<b>Total</b>	<b>21412</b>	<b>11961</b>	<b>33373</b>	<b>100%</b>

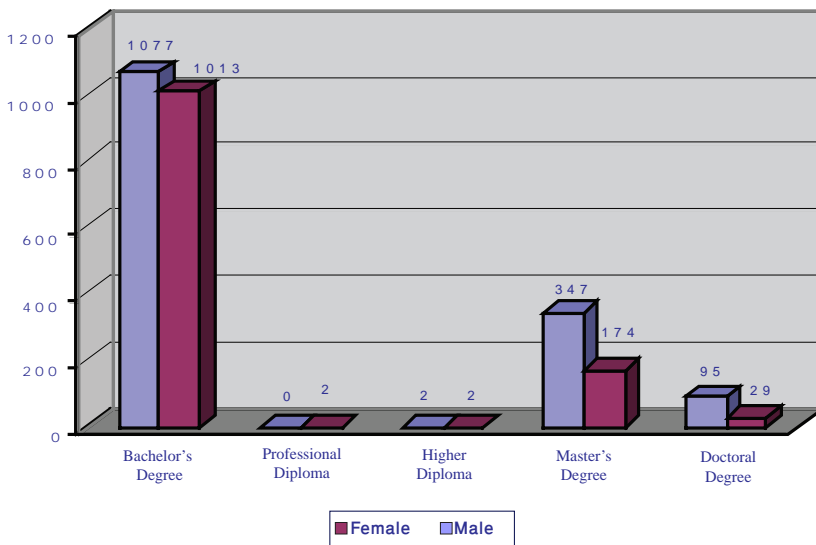
Undergraduate Students According to Faculty and Gender for the Academic Year 2007/2008



## Foreign Students across the Faculties per Academic Degree and Gender for the Academic Year 2007/2008

Academic Degree	Female	Male	Total
Bachelor's Degree	1013	1077	2090
Professional Diploma	2	0	2
Higher Diploma	2	2	4
Master's Degree	174	347	521
Doctoral Degree	29	95	124
<b>Total</b>	<b>1220</b>	<b>1521</b>	<b>2741</b>

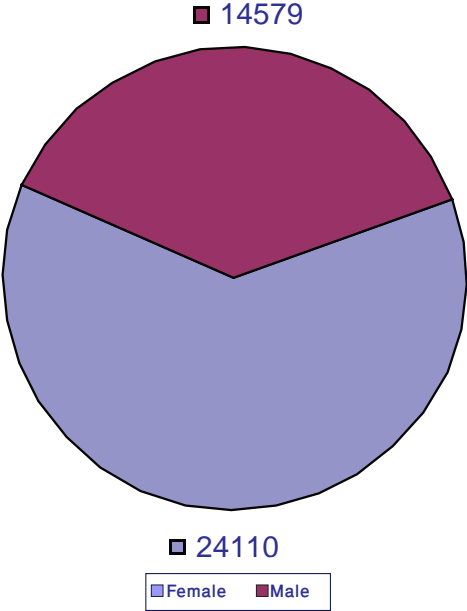
**Foreign Students across the Faculties per Academic Degree and Gender for the Academic Year 2007/2008**



# Grand Total of the Student Body According to Gender for the Academic Year 2007/2008

Gender	Figures	Ratio
Female	24110	62.32
Male	14579	37.68
<b>Total</b>	<b>38689</b>	<b>100%</b>

Grand Total of the Student Body According to Gender for the Academic Year 2007/2008

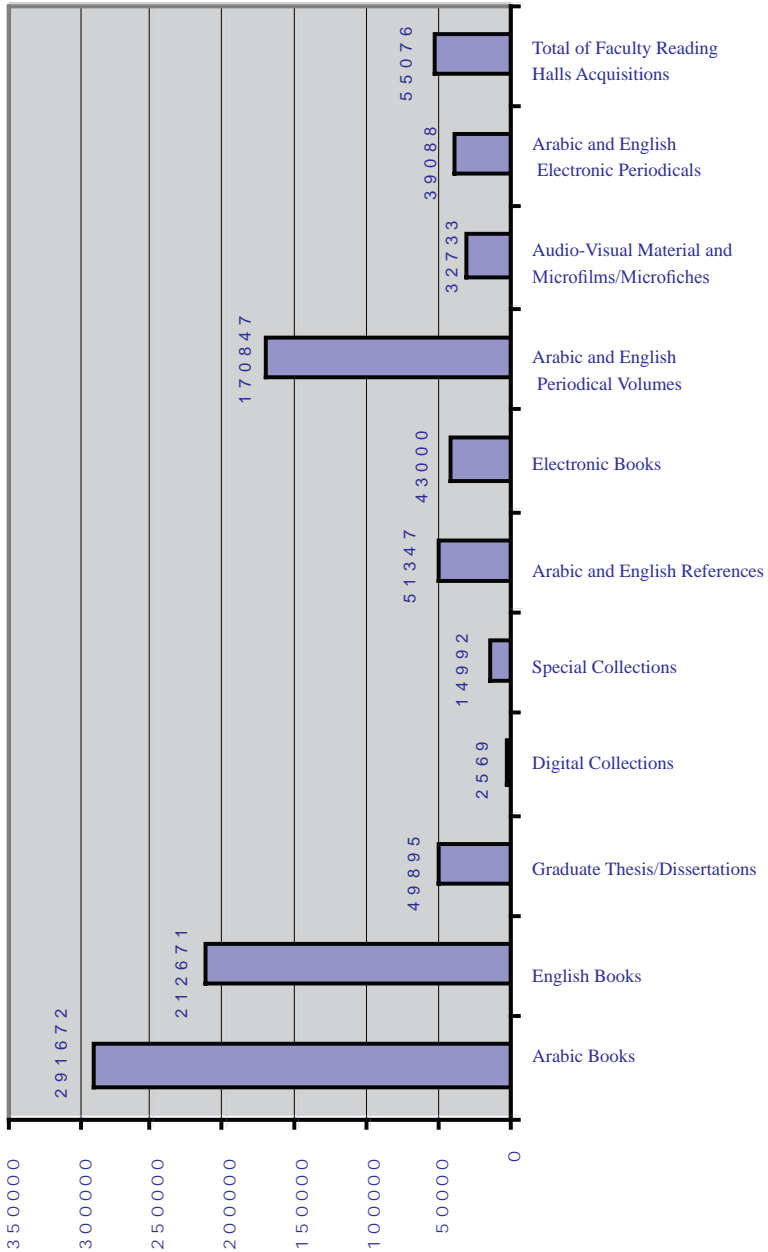




## The University Main Library Acquisitions

Acquisition Type	Figures
Arabic Books	291672
English Books	212671
Graduate Thesis/Dissertations	49895
Digital Collections	2569
Special Collections	14992
Arabic and English References	51347
Electronic Books	43000
Arabic and English Periodical Volumes	170847
Audio-Visual Material and Microfilms/Microfiches	32733
Arabic and English Electronic Periodicals	39088
<b>Total of Main Library Acquisitions</b>	<b>908814</b>
<b>Total of Faculty Reading Halls Acquisitions</b>	<b>55076</b>
<b>Gross Total of Library Acquisitions</b>	<b>963890</b>

### The University Main Library Acquisitions



## Faculty Reading Halls Acquisitions

Name of Hall	Figures
Reading Hall of the Faculty of Humanities and Social Sciences	11453
Reading Hall of the Faculty of Law	3725
Reading Hall of the Faculty of Agriculture	2900
Reading Hall of the Faculty of Science	5228
Reading Hall of the Faculty of Graduate Studies	1806
Reading Hall of the Faculty of Shari'a (Islamic Studies)	5064
Reading Hall of the Faculty of Educational Sciences	4828
Reading Hall of the Faculty of Physical Education	2594
Reading Hall of the Islamic Cultural Center	707
Reading Hall of the University Hospital	3635
Reading Hall of the Faculty of Arts and Design	1762
Reading Hall of the Faculty of Engineering and Technology	4192
Reading Hall of the Center for Educational Development (Medical)	4940
Reading Hall of the Department of Architecture	1415
Reading Hall of the Marine Science Station (Aqaba)	827
<b>Total</b>	<b>55076</b>

## PCs and Peripheries at the Computer Labs at Different Faculties / Locations on Campus

Lab	Faculty/Location	Number of PCs	Number of Printers
Student.Com	Student.Com	400	5
Educational Sciences (1)	Faculty of Educational Sciences	42	1
Educational Sciences (2)	Faculty of Educational Sciences	44	1
Educational Sciences (3)	Faculty of Educational Sciences	44	1
Educational Sciences (4)	Faculty of Educational Sciences	45	2
Al-Andalus	Faculty of Humanities and Social Sciences	68	1
Humanities	Faculty of Humanities and Social Sciences	41	1
Business	Faculty of Business	39	1
Law	Faculty of Law	34	1
Shari'a (Islamic Studies)	Faculty of Shari'a (Islamic Studies)	44	1
Arts	Faculty of Arts	38	1
Physical Education	Faculty of Physical Education	33	1
Geology	Faculty of Science	64	1
Physics	Faculty of Science	45	1
Engineering (1)	Faculty of Engineering and Technology	56	1
Engineering (2)	Faculty of Engineering and Technology	66	1
Agriculture	Faculty of Agriculture	59	1
Pharmacy	Faculty of Pharmacy	34	1
Dentistry	Faculty of Dentistry	23	1

Medicine	Faculty of Medicine	65	1
102 IT	King Abdullah II School for Information Technology	55	1
106 IT	King Abdullah II School for Information Technology	23	1
107 IT	King Abdullah II School for Information Technology	57	1
206 IT	King Abdullah II School for Information Technology	58	1
207 IT	King Abdullah II School for Information Technology	58	1
Nursing	Faculty of Nursing	25	1
Deanship of Student Affairs	Deanship of Student Affairs	42	1
Center for Educational Development	Center for Educational Development	23	1
Model School	The Model School	32	1
<b>Total</b>		<b>1657</b>	<b>34</b>

### University Campus Area

University Campus Area	1200 Dunums
Utilized Area for Construction (University Buildings)	485.604 Dunums
Ratio of Utilized Area for Construction (University Buildings)	40.467 %
Ratio of Unutilized Area (Unutilized with Building)	59.533 %
Number of Buildings on Campus	74
Number of Stations and Farms Off Campus (Affiliated with the University)	6
Classrooms Distributed in Different Faculties/Locations	367
Labs Distributed in Different Faculties/Locations	214
Auditoriums Distributed in Different Faculties/Locations	37

## Classrooms, Laboratories, Auditoriums at Each Faculty

Name of Faculty	Number of Classrooms	Number of Labs	Number of Auditoriums
Faculty of Law	6	0	1
Faculty of Educational Sciences	40 + 6 Symposium Halls	4	2
Faculty of Engineering and Technology	68+ 4 Workshops	51	3
Faculty of Shari'a (Islamic Studies)	18	2	2
Faculty of Business			
• Building A	16	1	1
• Building B	1	0	1
• Building C	6	0	4
• Building D	1	0	0
Faculty of Agriculture	13 + 6 Symposium Halls	18	2
Faculty of Pharmacy	35	0	0
Faculty of Dentistry	2	3	0
Faculty of Humanities and Social Sciences (Arts)	8	11	4
Faculty of Science:			
• Physics	4	8	0
• Chemistry	5	11	1
• Biological Sciences	6	10	1
• Geology	8	9	0
• Mathematics	10	1	0
Faculty of Rehabilitation Sciences	15	45	1
Faculty of Medicine	4	13	0
Faculty of Nursing	5	6	2
Faculty of Physical Education	2 + 3 Halls	0	5

King Abdullah II School for Information Technology	15	10	1
Faculty of Graduate Studies	2	0	0
Faculty of Arts and Design	2 Drawing Rooms 4 Music Halls	1 Sculpture 1 Ceramics 1 Graphics	1
<b>Total</b>	<b>297</b>	<b>206</b>	<b>32</b>

### **Classrooms, Laboratories and Auditoriums at Administration Building, Deanships, Centers and Classroom Complexes**

<b>Name of Building Deanship / Center / Complex</b>	<b>Number of Classrooms</b>	<b>Number of Labs</b>	<b>Number of Auditoriums</b>
Administration Building	0	0	1
Deanship of Student Affairs	0	0	2
Center of Phonetics Research	3	2	0
Language Center	17	5	1
Classroom Complex for Medical Faculties	8	0	0
Classroom Complex for Scientific Faculties	18	1	0
Classroom Complex for the Humanities	24	0	1
<b>Total</b>	<b>70</b>	<b>8</b>	<b>5</b>